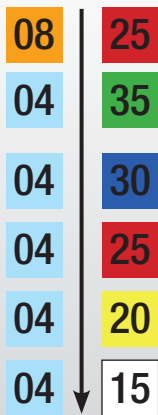


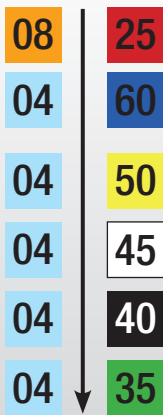
CROWN-DOWN TECHNIQUE **STEP BY STEP CARD**

Depending on the clinical situation, the numbers of files can be reduced.

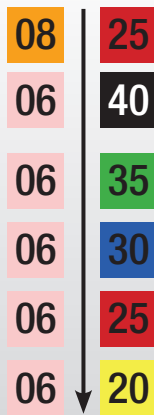
SMALL CANALS



MEDIUM CANALS

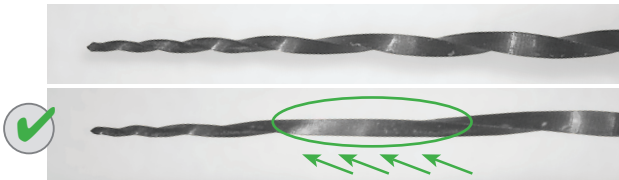


LARGE CANALS



- ▶ Use a Slow Speed Handpiece at 500 rpm
- ▶ Recommended Torque Setting up to 2.5 N·cm (25 mN·m)

Visual Functionality Verification



HyFlex[®] CM[™] files respond to excessive resistance with straightening of the spirals. This feature provides a clear visual opportunity to verify safe continuation of file use. The file can continue to be used, provided it has not started to rewind in the opposite direction. *Option: During treatment place file in a glass bead sterilizer (Not for sterilization but for heat treatment) for 10 seconds and file will regain shape.*



Care has to be taken if the spiral of the instruments start to wind in the opposite direction during use, the files should be discarded. The file above should be discarded.

Regains shape after sterilization = Multi-Use

